



Sustaining Agriculture into the Future

Ian McConnel

WWF Global Commodity Lead- Beef

AIA National Conference

Brisbane: May 20th, 21st 2015

Why Sustainability Matters




Photo: [naturepl.com](https://www.naturepl.com) / Edwin Giesbers / WWF









Agricultures Part



Photo: naturepl.com / Edwin Giesbers / WWF

OUR FOOD AND AGRICULTURE IN NUMBERS

(DATA REFER TO THE MOST RECENT YEAR AND TO THE WORLD, UNLESS OTHERWISE SPECIFIED.)

POULTRY BIRDS
MAKE UP OVER
80%
OF ALL LIVESTOCK

20
AROUND
BILLION CHICKENS
IN THE WORLD

1.4
BILLION
CATTLE
IN THE WORLD

CATTLE AND
BUFFALOES
MAKE UP 6%
OF ALL LIVESTOCK

156
million
tonnes
OF FISH PRODUCED

AQUACULTURE
PROVIDES
48%
OF FISH FOR HUMAN FOOD

56%
OF CHICKENS
LIVE IN ASIA

7
BILLION
EGGS LAID

THERE ARE OVER
1
BILLION
SHEEP IN THE WORLD

SHEEP AND GOATS
MAKE UP 7%
OF THE WORLD'S LIVESTOCK

4.4 MILLION
FISHING VESSELS
IN THE WORLD

60%
OF FISH TRADE
ORIGINATES FROM
DEVELOPING COUNTRIES

AGRICULTURE
EMITS 5
BILLION TONNES OF
CO₂
EVERY YEAR

AGRICULTURE
AND FORESTRY
ACCOUNT FOR
2% OF TOTAL
ENERGY USED

80%
OF WORLD
CULTIVATED AREA
IS RAINFED

ANNUAL
WATER
WITHDRAWAL MORE THAN
3,800 KM³/YEAR

12%
OF THE WORLD'S LAND AREA
USED FOR CROP
PRODUCTION

38%
OF THE WORLD'S LAND USED
FOR AGRICULTURE

37
million hectares under
ORGANIC
AGRICULTURAL
MANAGEMENT WORLDWIDE

FUEL
WOOD
SUPPLIES 10%
OF GLOBAL ENERGY NEEDS

70%
OF WORLD WATER
WITHDRAWAL IS USED
FOR AGRICULTURE

2.5%
OF THE WORLD'S
WATER IS
FRESHWATER

22% OF TOTAL AREA
HARVESTED USED FOR
COARSE GRAINS

VEGETABLES
COVER 1% OF
THE WORLD'S TOTAL
AGRICULTURAL AREA

340 MILLION
UNDERNOURISHED
BY 2015 TO MEET
WORLD FOOD
SUMMIT TARGET

PREVALENCE OF
UNDERNOURISHMENT
DECREASED
36.5%
SINCE 1990-92

30%
OF LAND AREA
COVERED BY
FORESTS

ANNUAL
FOREST
LOSS OF
0.11%

GLOBAL EXPORTS OF COFFEE,
TEA, COCOA AND SPICES
ALMOST TRIPLED
BETWEEN 2000-2010

IN 2013 GLOBAL FOOD
IMPORT BILL IS SET TO REACH
1.09 TRILLION US\$

MORE THAN
840
MILLION
PEOPLE ARE
UNDERNOURISHED

FISH PROVIDES
17%
OF ANIMAL PROTEIN
INTAKE PER PERSON

400 MILLION TONNES
OF PAPER
CONSUMED ANNUALLY

50% OF PAPER
PRODUCED ANNUALLY
IS RECYCLED

WORLD
IMPORTS OF
WHEAT
AMOUNT TO
147
MILLION TONNES

WORLD PRODUCTION VALUE
OF AGRICULTURE
3.269.457
MILLION US\$

RICE
IS THE PRIMARY STAPLE
FOR OVER 1/2
THE WORLD'S POPULATION

147 KG
AVERAGE ANNUAL
FOOD SUPPLY
PER PERSON

368
MILLION TONNES
OF POTATOES
WERE GROWN

69
MILLION TONNES
OF ORANGES
WERE HARVESTED

1 in 3
PEOPLE WORK
IN AGRICULTURE
WORLDWIDE

SMALLHOLDERS
PRODUCE
80%
OF FOOD CONSUMED
IN DEVELOPING COUNTRIES

MEAT
AVAILABILITY IS
42 KG
PER CAPITA PER YEAR

23.5 KG
SUGAR AND
SWEETENERS
CONSUMED PER
PERSON PER YEAR

107
MILLION TONNES
OF BANANAS
WERE HARVESTED

2.5
BILLION TONNES
OF CEREALS
PRODUCED

60%
OF CHILD
LABOURERS
WORK IN
AGRICULTURE

49.5%
OF THE WORLD
LIVE IN RURAL
AREAS



FAOSTAT.FAO.ORG



© FAO - OCTOBER 2013



Agriculture...



uses **70%** of fresh water



generates **20%** of GHGs



uses **33%** of land area

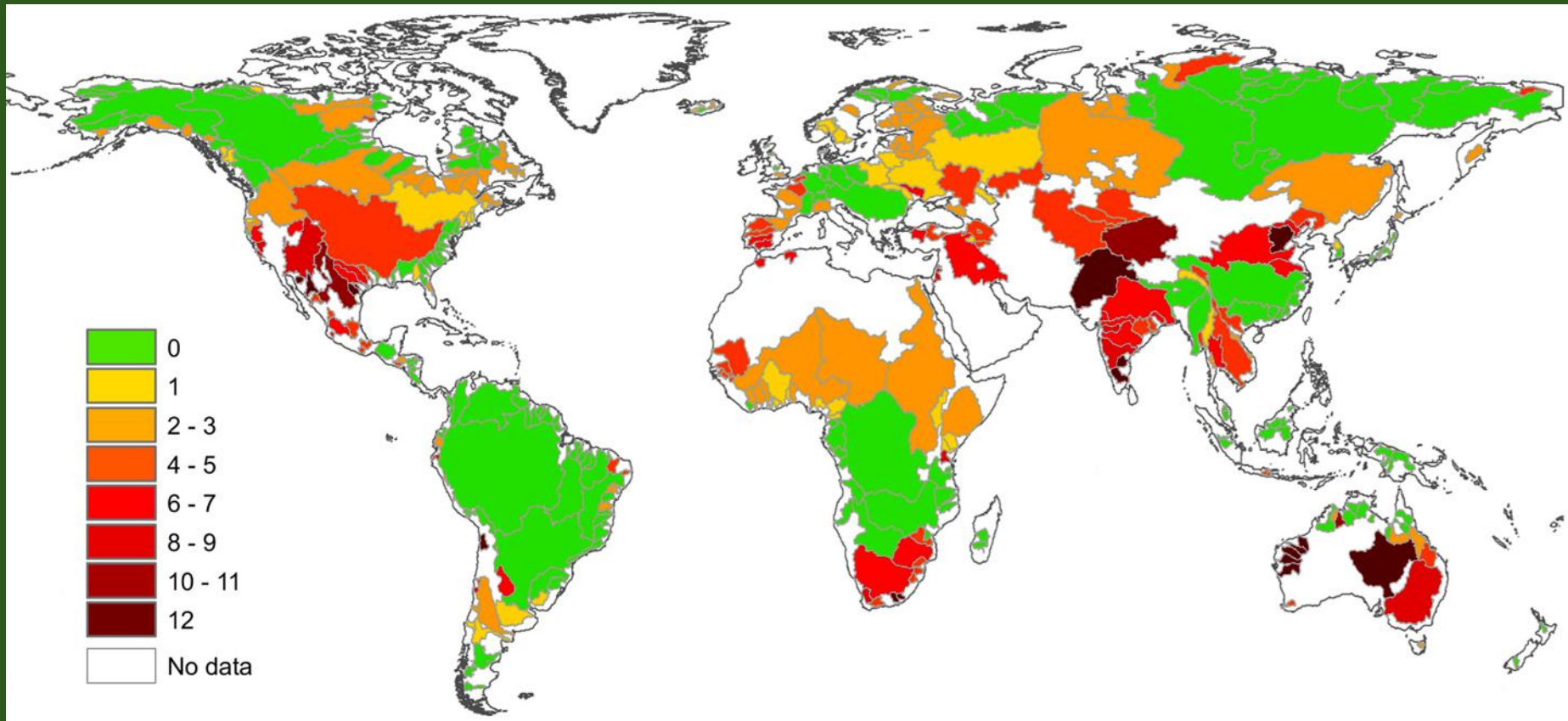


uses **30%** of global energy

...and feeds **100%** of us



Global water scarcity



Number of months per year in which environmental flow requirements are violated



Source: Millennium Ecosystem Assessment

33% for food



5% desert



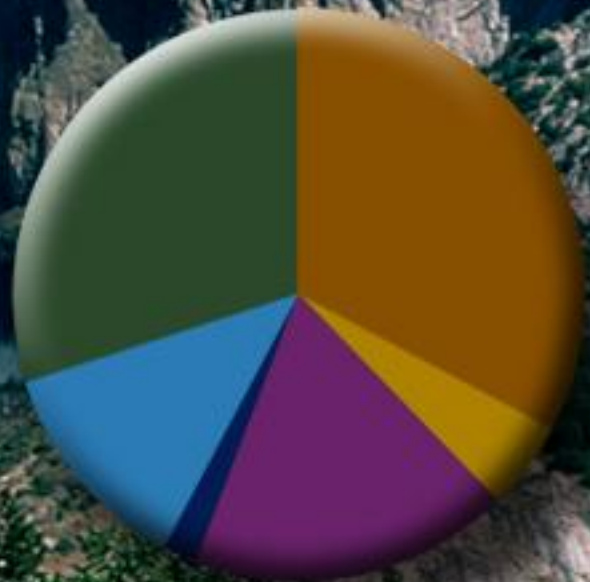
18% mountains,
lakes, rivers



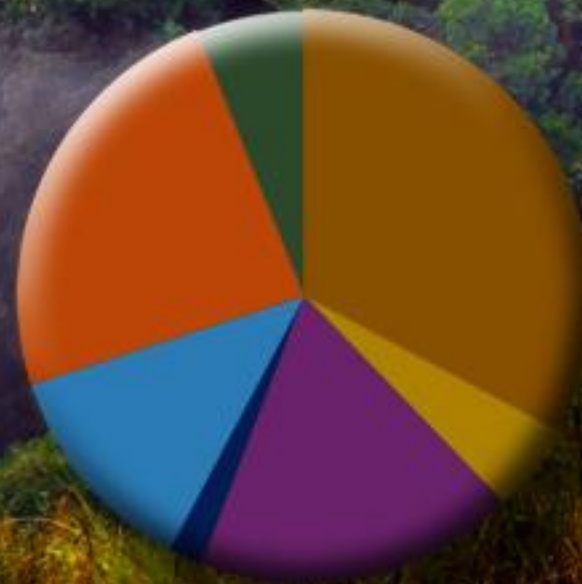
2% cities



12% parks



24% forests



6% idle



A woman with dark skin and hair is standing in a lush garden, watering plants with a large green watering can. She is wearing a long, flowing dress with a complex, wavy, brown and gold pattern. The background is filled with dense green foliage and trees under a bright blue sky with scattered white clouds. The overall scene conveys a sense of sustainable agriculture and environmental care.

we must
intensify
production

sustainably

How should Ag respond?



Photo: naturepl.com / Edwin Giesbers / WWF







Roundtables

Starting



Developing



Mature



The Value



Photo: naturepl.com / Edwin Giesbers / WWF



Trust





Success



Together, we can make a
world of difference.